

# Mail-Order Brides Industry

## A Comprehensive Analysis

Key findings from U.S. international marriage brokerage research on market dynamics, demographics, legal frameworks, and human rights implications.



**100,000-  
150,000**

Women listing annually  
worldwide



**56,382**

K-1 visas approved in 2024  
(12-year high)



**3-6x**

Higher domestic violence risk


# Historical Evolution


From Colonial Necessity to Modern Industry

## Industry Development Timeline

 **17th Century**  
**Jamestown Brides**  
Colonial brides addressed gender imbalance in early settlements.

 **19th Century**  
**Frontier Matrimonial Ads**  
Newspaper ads connected frontier men with Eastern women.

 **20th Century**  
**Picture Brides**  
Formalized matchmaking, primarily for Asian women to the U.S.

 **Modern Era**  
**Digital IMBs**  
Online platforms now dominate, driven by global disparities.

## Evolution of Motivations

### Historical

Response to demographic shortages and settlement needs.

### Modern

Driven by socioeconomic inequality and power dynamics.

### Key Transformation

*Shift from demographic necessity to commodification.*

# Current Market Statistics

2023-2024 Industry Trends & Regional Shifts




## Global Scale

 **56,382**  
K-1 Visa Approvals (2024)  
12-year high

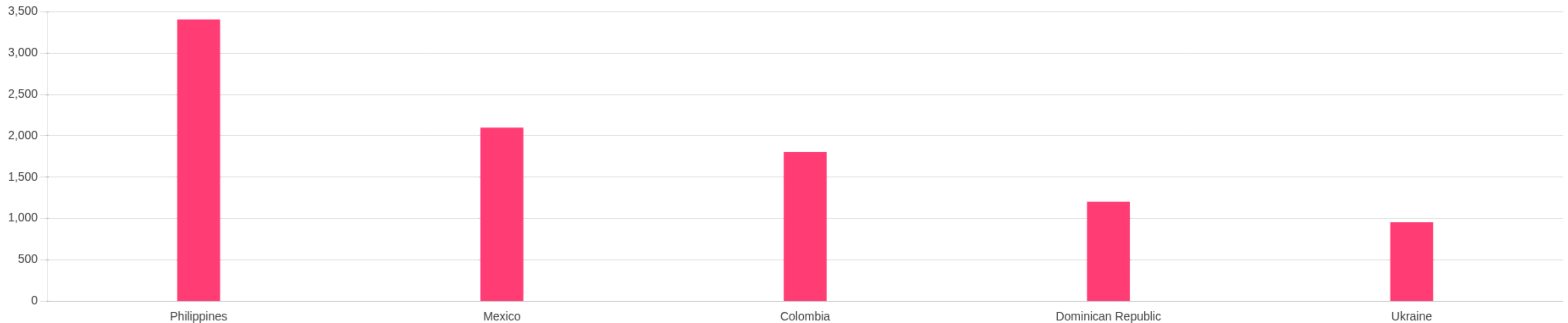
**100k-150k**  
Global Listings

**4k-5k**  
U.S. Entries

## Key Market Shifts

-  **Latin American Growth**  
Mexico +40%, Colombia rising
-  **Asian Market Decline**  
Philippines -44% from peak
-  **E. Europe Disruption**  
Russia/Ukraine drop

Top Source Countries for K-1 Visas (FY 2023)



# Demographics & Power Dynamics

Understanding the Participants

## Critical Disparities



**15 years**

Average age gap



**61%**

Fiancées under 25



**Lower Ed.**

U.S. petitioners

### U.S. Male Petitioners

#### Characteristics

Age Gap	15 years older
Marital History	Often divorced
Education	Less educated

#### Primary Motivations

- Seeking traditional roles
- Desire for relationship control
- Trading citizenship for status

### Foreign Female Fiancées

#### Characteristics

Age	61% under 25
Marital History	Often single
Education	Often educated

#### Primary Motivations

- Socioeconomic escape
- Seeking stability & opportunity
- View Western men as faithful

# Legal Framework & Protections

K-1 Visa Process & IMBRA Regulations

## K-1 Fiancé Visa Process

- 1**  **Petition Filing**  
U.S. citizen files I-129F, must prove in-person meeting.
- 2**  **Consular Processing**  
Fiancée applies at U.S. embassy; requires medical exam & interview.
- 3**  **U.S. Admission**  
Granted 90-day stay; must marry within this period.
- 4**  **Conditional Residency**  
Receives 2-year conditional residency post-marriage.
- 5**  **Permanent Residency**  
Files I-751 jointly after 2 years for permanent status.

## IMBRA Key Provisions

### Criminal History Disclosure

Petitioner's violent history shared with fiancée.

### Protection Information

Mandatory pamphlet on rights and abuse resources.

### Broker Compliance

Prohibits advertising minors; requires verification.

## Enforcement Challenges

Requirement	Enforcement Gap
Background Checks	Inconsistent implementation
Information Pamphlet	Language barriers
Broker Compliance	Limited oversight

# Human Rights Concerns

Domestic Violence & Structural Vulnerabilities



**3-6x**

HIGHER DOMESTIC VIOLENCE RISK

Foreign brides face a 3-6x higher risk of domestic violence than the general population.

## High-Profile Cases Leading to Reform

**1995**

**Susana Blackwell**

Murdered post-immigration, highlighting a critical lack of protections for foreign brides.

**2000**

**Anastasia King**

Her murder was a key catalyst that directly spurred the IMBRA legislation.

### **Conditional Residency**

- 2-year residency tied to marriage validity
- Fear of deportation prevents reporting abuse
- Abusers exploit immigration status for control

### **Power Imbalances**

- Significant age and economic disparities
- Cultural, linguistic, and social isolation
- Limited knowledge of legal rights & resources

# Policy Recommendations

Strengthening Protections & Reforms

---

## Strengthen IMBRA Enforcement

### Universal Criminal Disclosure

Mandate comprehensive background checks across all jurisdictions.

### Multilingual Resources

Provide translated and culturally appropriate rights information.

### Enhanced Broker Oversight

Increase regulation and auditing of online marriage brokers.

## Reform Conditional Residency

### Modify CPR Requirements

Shorten the conditional period and simplify abuse waivers.

### Victim Protections

Fast-track applications and protect victims from deportation.

### Alternative Approaches

Allow self-petitioning for victims and decouple residency from marriage.

# Conclusion & Key Takeaways

## Critical Insights

### ↗ **Industry Scale**

100k-150k women list annually; K-1 visas at 12-year high.

### 🌐 **Regional Shifts**

Latin America growing (Mexico +40%); Asia declining.

### 👤 **Power Imbalances**

Age, economic, and citizenship disparities create vulnerability.

### 🛡️ **Protection Gaps**

Higher DV risk from inconsistent IMBRA enforcement.

### ✅ **Reform Needed**

Comprehensive IMBRA & victim protection reform needed.

## Key Numbers to Remember

**56,382**

K-1 visas (2024)

**61%**

Under age 25

**3-6x**

DV risk

**15 years**

Average age gap

**2 years**

Conditional residency

**+40%**

Mexico growth

A complex industry requiring balanced policy to protect the vulnerable while respecting personal choice.

WorldwideBride.net Analysis | October 2025